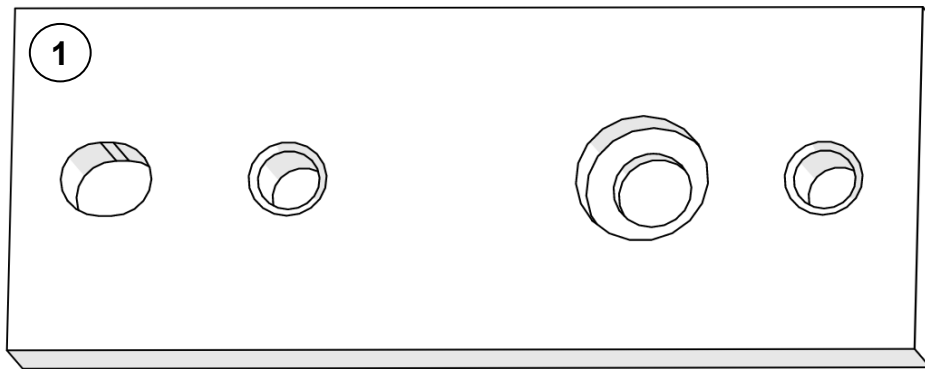
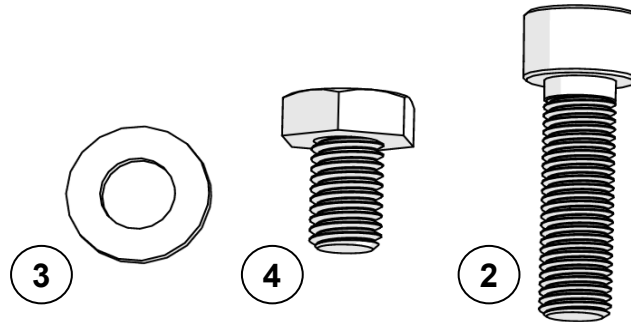




Toyota Front Sway Bar Relocation Bracket Instructions

www.FALCONSHOCKS.com

Kit #23-02-05-999 Mounting Hardware (S), Bracket, Sway bar, Front / Relocation / Toyota / Kit



Item ID	Part Number	Name	QTY
1	23-02-05-001	Mounting Hardware (S), Bracket, Sway bar, Front / Relocation / Toyota	2
2	52-02-02-004	Fastener (S), Socket Head Cap Screw, Alloy Steel, M10-1.25 X 35mm / Zinc	2
3	52-04-02-003	Fastener (S), Washer, Alloy Steel, M10 X 20mm / Zinc	4
4	52-08-02-004	Fastener (S), Hex Cap Screw, Alloy Steel, M10-1.5 X 16mm / 10.9 / Zinc	4

Important Notes:

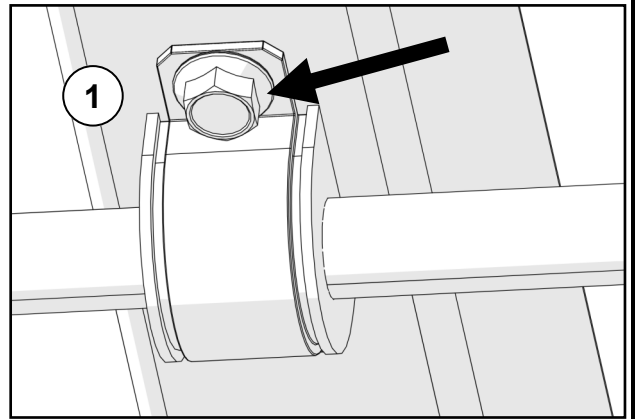
Prior to beginning this install, or any installation, read through the instructions entirely to familiarize yourself with the required steps and evaluate if you are experienced and/or capable to personally perform these step and modifications. A factory service manual should be used in conjunction with these instructions and installation.

Refer to the parts list to ensure that all necessary components and hardware has been included. If any parts are missing please contact your local TeraFlex dealer for assistance.

Tools needed:

- 17mm Socket
- 8mm Hex Bit Socket
- General Mechanics Tools
- Blue Threadlocker

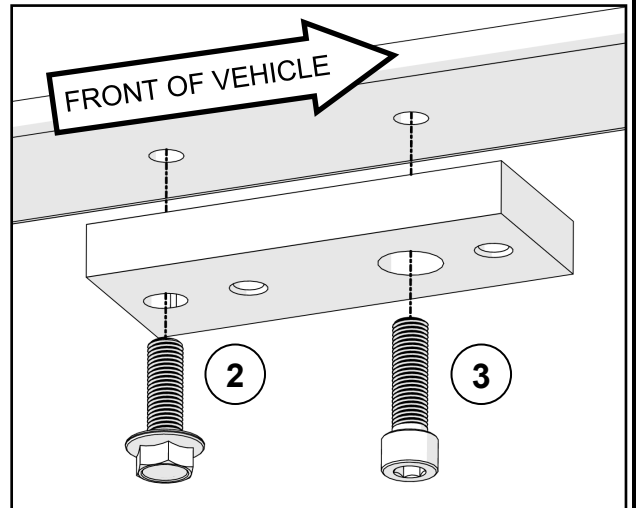
1. Remove factory bolts (1) from the sway bar brackets.



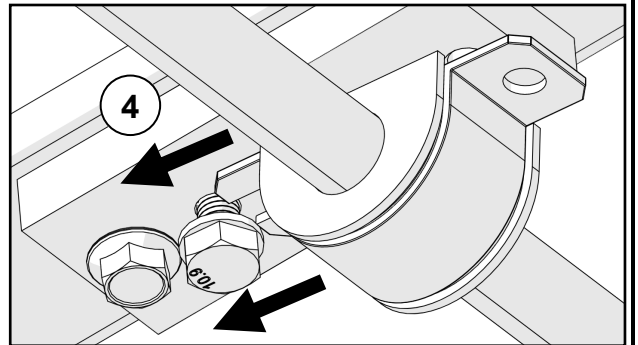
2. Apply blue threadlocker to 2 of the factory bolts and to all 6 of the bolts supplied in this kit.

Install relocation brackets in place of sway bar brackets, with a factory bolt (2) in the rear most elongated hole and a M10 socket head bolt (3) in the recessed hole, as shown.

Torque both bolts to 37 ft - lbs. [50Nm.]



3. Loosely install one M10 hex head bolt and washer (4) into the rear most threaded hole of the relocation brackets. Then position the rear slotted hole of the sway bar bracket onto the bolt, as shown.



4. Lift the other end of the sway bar brackets and install the remaining M10 bolts and washers (5), as shown.

Torque bolts to 37 ft - lbs. [50 Nm].

Relocation brackets are aluminum, take care to not over tighten bolt.

